STERILANCE™

Capillary blood collection

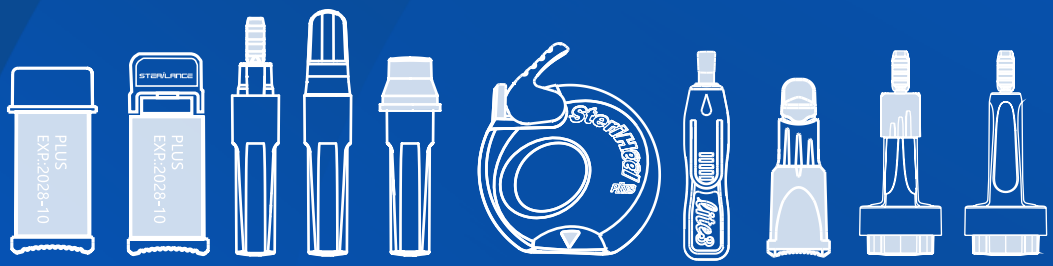

Contents

01 Intended use

02 Instructions for use

03 Precautions and tips

01 Intended use

Intended population

☑ Pediatric patients, particularly infants and children

☑ Special adult patients, including those with :

- Fragile superficial veins or difficult access
- Presence of burns or scarring at venipuncture sites
- Self-collection needs, such as patients with diabetes mellitus
- Extreme obesity
- Thrombophilia and patients who need to have superficial veins preserved for intravenous treatment

Types of clinical tests for capillary blood collection

- ☑ POCT
- ☑ Complete blood cell (CBC) analysis
- ☑ Erythrocyte sedimentation rate (ESR)
- ☑ Trace elements
- ☑ Blood group
- ☑ Newborn screening
- ☑ Infectious markers, etc.

02 Instructions for use

Preparation

1、Preparation of supplies

Medical order form, disposable lancets, collection tubes, micropipette, disinfectant, sterile cotton balls/swabs, disposable medical gloves, medical trash cans, sharps containers, hand sanitizer, etc.



2、Patient verification



Include at least: name, tests, subject number (inpatient number or outpatient card number).

If the subject is too young or unable to answer due to illness, the caregiver shall verify or the wristband information shall be used.

3、Wash hands thoroughly and put gloves on

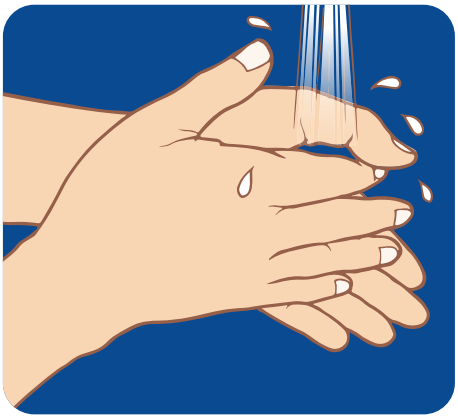

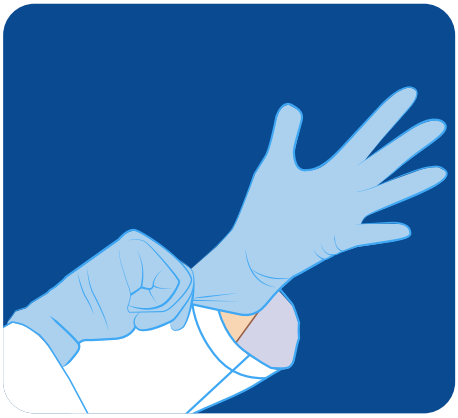

4、Patient position:

The patient should be in a sitting or lying position with arms tilted downward.Young subjects should be immobilized by their caregivers, as shown in the picture below

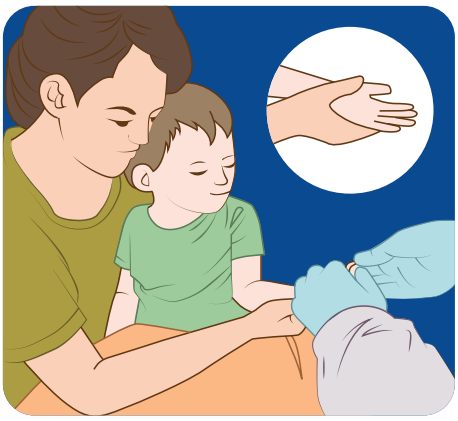

Immobilization for fingerstick



Immobilization for heel stick

5、Select the appropriate collection site - a grid rotation is recommended for regular collection

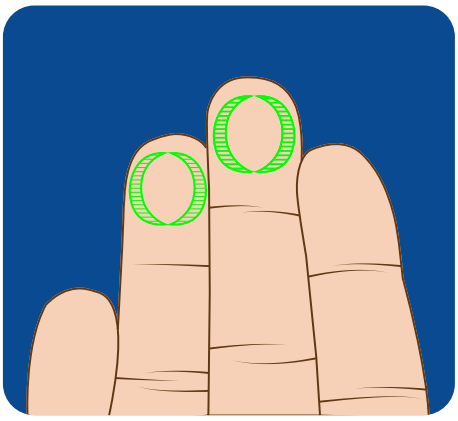

Over 6 months and weight >10kg : Both sides of the fingertips of the middle finger or ring finger are preferred

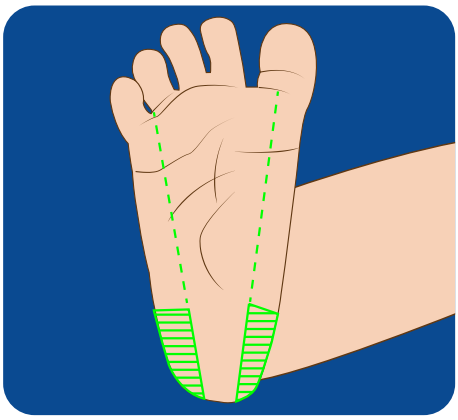

Under 6 months : the medial and lateral plantarsurfaces of the heel is recommended

Blood collection

6、Massage or apply a warm compress to thecollection site

7、Sterilize site with 75% alcohol and allow to dry



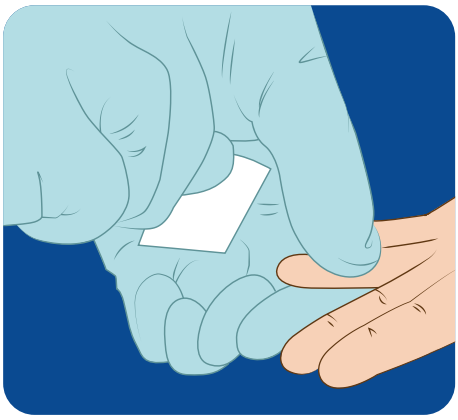

8、Select the appropriate lancet



Remove the lancet cap

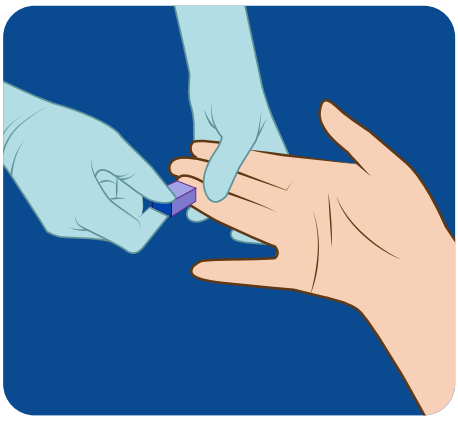

Place the lancet at the site and
press the button to puncture the skin

9、A blood drop will form



Wipe away the first drop of blood

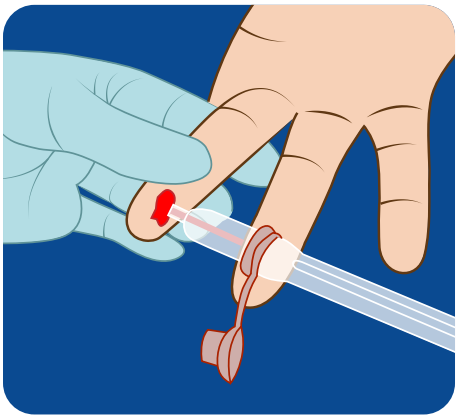

Collect blood. Avoid excessive
squeezing of the site

After collection

10、Press a sterile cottonpad to the puncture site

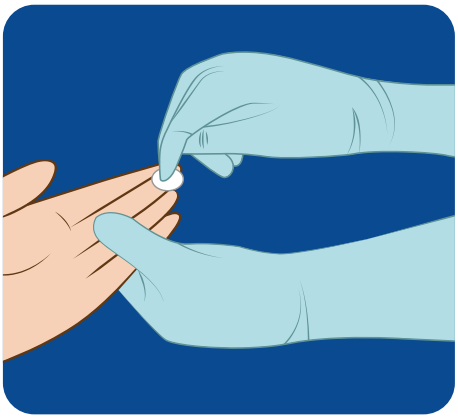

11、Dispose of the lancet in a sharps container

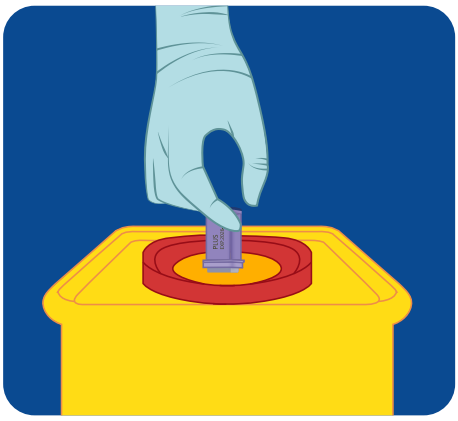

12、Remove gloves and wash hands

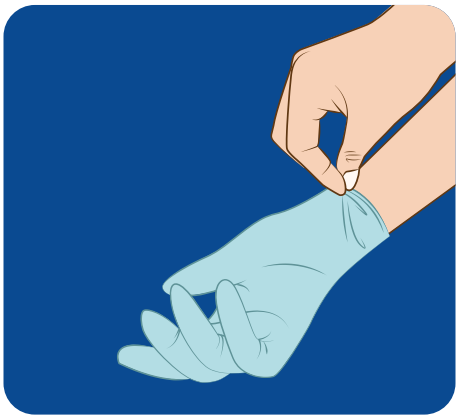

03 Precautions and tips

Recommended puncture site and depth for capillary blood collection

Subjects	Puncture site	Puncture depth requirements
Preterm infants and term infants with low birth weight	Heel	≤0.85mm
Newborns and those under 6 months-old	Heel	≤2.0mm
6-12 months-old (weight >10kg)	Fingertips	≤1.5mm
1 year old and above	Fingertips	≤2.4mm

Precautions for capillary blood collection

1. Massage or apply a hot compress to the blood collection site before collection to promote circulation, increase capillary flow, and improve the success rate of collection.

2. Wait for the disinfectant to dry before puncturing to avoid pain or inconsistent results.

3. Select a healthy skin area with normal temperature and no scars, cuts, bruises, burns, or infection.

4. Change the blood collection site and repeat if the sample is insufficient, and avoid excessive squeezing and friction, which may cause mixing of interstitial fluid or hemolysis thus affecting the results.

5. Elevate the limb slightly after blood collection until the bleeding stops.

Tips for pain relief

1. Massage or apply a hot compress to hands before blood collection to fill the fingertips with blood and reduce pain.

2. Take blood from the sides of the finger. Taking blood from the middle of the fingertip will stimulate the ulnar nerve and median nerve at the same time, causing greater pain.

3. Select the appropriate blood collection device based on puncture depth, specifications, and condition of the subject.

4. Avoid excessive squeezing when collecting blood, which may cause pain, as well as hemolysis or mixing with interstitial fluid, which may also affect the results.